



# Winton Motor Raceway

## Round 2 : March 12 - 14



### AUSTRALIAN SUPERSPORT CHAMPIONSHIP

#### Race 1

Date: 14/03/21  
 Event: R07  
 Weather: Sunny - Temp: 16.2C  
 Track: Dry - Temp: 25.1C

Started at: 10:16:10  
 Laps: 14  
 Starters: 18  
 Printed at: 11:18


### PROVISIONAL CLASSIFICATION


Pos	No	Name	Machine	Laps	Race Time	Behind Leader	Behind Prev	Fastest Lap	On Lap	Top Speed
1	26	Tom EDWARDS (NSW) / Bikebiz / Inglis Plumbing	Yamaha YZF-R6	14	19:22.283			1:22.387	10	222
2	17	Broc PEARSON (QLD) / City2Surf Locksmith / YRD	Yamaha YZF-R6	14	19:23.365	1.082	1.082	1:22.336	11	221
3	39	Scott NICHOLSON (VIC) / Traction Control M-sport / G. Williams Motorcycle Eng. / RST Moto / KYT	Yamaha YZF-R6	14	19:32.993	10.710	9.628	1:22.815	5	222
4	127	Max STAUFFER (NSW) / MotoStars / RS+C / Doctor Mak / Yamaha / YRD / Motul / Pirelli	Yamaha YZF-R6	14	19:35.284	13.001	2.291	1:22.945	8	225
5	68	Luke POWER (VIC) / PROWORX / Blayney M-c / Well Sprung M-c Suspension / Penrite Oil	Kawasaki ZX6R	14	19:36.989	14.706	1.705	1:22.973	9	221
6	44	Tom BRAMICH (VIC) / Apex / The Bare Bird / Nolan / Ricondi	Yamaha YZF-R6	14	19:37.707	15.424	.718	1:23.211	4	221
7	86	Dallas SKEER (SA) / Penrite Oils / Barry Francis M-c / Suzuki Aust. / Stefs Transport / Nolan Helmets	Suzuki GSXR	14	19:39.617	17.334	1.910	1:23.234	9	223
8	308	John LYTRAS (QLD) / Caboolture Yamaha / Peregrine / AGV / TCX / Pirelli / RK / Motul / YRD	Yamaha YZF-R6	14	19:41.019	18.736	1.402	1:23.156	9	223
9	42	Jack PASSFIELD (NSW) / Stay Upright Rider Training / MCC Security / Dmoto / GASD Suspension	Yamaha YZF-R6	14	19:49.978	27.695	8.959	1:23.607	9	218
10	46	Aidan HAYES (NSW) / Hayes Johnston Pty Ltd / Hayes Electrical / YRD / Sheppards Diesel	Yamaha YZF-R6	14	19:57.964	35.681	7.986	1:23.862	9	219
11	28	Jack HYDE (NSW) / SSS Developments / YRD / Yamaha Aust. / Tony Hyde / WET4U Racefairings	Yamaha YZF-R6	14	19:58.491	36.208	.527	1:23.513	13	220
12	61	Rhys BELLING (VIC) / LXI Racing / The Grinning Dingo / Yamaha Aust. / YRD / Trilec Services	Yamaha YZF-R6	14	20:04.076	41.793	5.585	1:24.683	8	217
13	12	Joel TAYLOR (NSW) / JMT Civil	Yamaha YZF-R6	14	20:07.468	45.185	3.392	1:25.332	8	216
14	74	Timothy LARGE (VIC) / RaceCenter / The Grinning Dingo / Ari Helmets / Coach Campbell	Yamaha YZF-R6	14	20:10.638	48.355	3.170	1:25.598	3	218
15	96	Luke MITCHELL (NSW) / JNL Racing Yamaha	Yamaha YZF-R6	14	20:10.794	48.511	.156	1:25.548	5	218
16	58	Mitchell KUHN (QLD) / Shark Leathers / Phresh Ink / Nolan/X-Lite Helmets / TCX Boots / Liqui Moly	Yamaha YZF-R6	14	20:27.231	1:04.948	16.437	1:26.584	12	217
17	10	Noel MAHON (VIC) / PROWORX / Blayney M-c / Well Sprung M-c Suspension / Penrite Oil	Kawasaki ZX6R	14	20:27.521	1:05.238	.290	1:26.460	14	216
18	23	Matthew LONG (TAS) / Reds M-cycle Repairs / Michelin / Reardons Maintenance	Yamaha YZF-R6	13	20:21.889	1 Lap		1:32.772	7	208


Fastest Lap was 1:22.336 by Broc PEARSON (QLD)

New race lap record for SS class - Previous: 1:22.806 by Ted COLLINS (VIC) on a Suzuki GSX-R set on 30/04/17

The results are provisional until the end of the time limit for protests and appeals.

  
 Chief Timekeeper - Scott Lang

  
 Race Director - Tom Williams

  
 Clerk of Course - Paul Hinds





# Winton Motor Raceway

## Round 2 : March 12 - 14



### AUSTRALIAN SUPERSPORT CHAMPIONSHIP

#### Race 1


Date: 14/03/21  
 Event: R07  
 Weather: Sunny - Temp: 16.2C  
 Track: Dry - Temp: 25.1C

Started at: 10:16:10  
 Laps: 14  
 Starters: 18  
 Printed at: 11:18


#### PROVISIONAL LAP TIMES

No	Name	Lap 1	Lap 2	Lap 3	Lap 4	Lap 5	Lap 6	Lap 7	Lap 8	Lap 9	Lap 10
10	Noel MAHON (VIC)	1:34.510	1:27.157	1:27.306	1:27.334	1:27.186	1:27.517	1:27.318	1:27.167	1:27.807	1:27.053
		10	1:26.868	1:26.741	1:27.097	<b>1:26.460</b>					
12	Joel TAYLOR (NSW)	1:33.421	1:26.428	1:25.658	1:25.338	1:25.996	1:25.557	1:25.692	<b>1:25.332</b>	1:25.509	1:25.620
		10	1:25.502	1:25.378	1:25.842	1:26.195					
17	Broc PEARSON (QLD)	1:28.682	1:22.939	1:22.776	1:22.600	1:22.364	1:22.843	1:22.618	1:22.779	1:22.495	1:22.490
		10	<b>1:22.336</b>	1:22.463	1:22.824	1:23.156					
23	Matthew LONG (TAS)	1:39.970	1:33.056	1:32.923	1:32.887	1:33.266	1:32.879	<b>1:32.772</b>	1:33.205	1:34.241	1:33.760
		10	1:34.207	1:34.057	1:34.666						
26	Tom EDWARDS (NSW)	1:27.220	1:23.421	1:22.930	1:22.773	1:22.760	1:22.608	1:22.531	1:22.447	1:23.227	<b>1:22.387</b>
		10	1:22.426	1:22.537	1:22.434	1:22.582					
28	Jack HYDE (NSW)	1:30.447	1:34.289	1:24.609	1:24.685	1:24.026	1:24.730	1:25.505	1:25.758	1:24.942	1:23.805
		10	1:24.066	1:24.168	<b>1:23.513</b>	1:23.948					
39	Scott NICHOLSON (VIC)	1:29.556	1:23.432	1:23.317	1:23.072	<b>1:22.815</b>	1:23.007	1:23.243	1:22.964	1:23.115	1:23.450
		10	1:23.779	1:23.684	1:23.862	1:23.697					
42	Jack PASSFIELD (NSW)	1:31.339	1:25.998	1:24.590	1:24.338	1:23.975	1:24.001	1:24.089	1:23.915	<b>1:23.607</b>	1:24.147
		10	1:25.815	1:24.608	1:24.665	1:24.891					
44	Tom BRAMICH (VIC)	1:29.297	1:23.895	1:23.544	<b>1:23.211</b>	1:23.298	1:23.284	1:23.692	1:23.548	1:23.334	1:23.966
		10	1:23.975	1:24.176	1:23.894	1:24.593					
46	Aidan HAYES (NSW)	1:31.626	1:30.805	1:24.857	1:23.909	1:25.237	1:24.135	1:24.716	1:24.630	<b>1:23.862</b>	1:25.256
		10	1:24.856	1:24.764	1:24.252	1:25.059					
58	Mitchell KUHNE (QLD)	1:34.832	1:27.286	1:27.215	1:27.411	1:27.271	1:27.211	1:27.470	1:26.941	1:26.859	1:27.043
		10	1:26.896	<b>1:26.584</b>	1:27.553	1:26.659					
61	Rhys BELLING (VIC)	1:33.106	1:25.632	1:24.911	1:24.943	1:25.782	1:25.763	1:25.028	<b>1:24.683</b>	1:25.452	1:26.142
		10	1:25.368	1:25.597	1:25.201	1:26.468					
68	Luke POWER (VIC)	1:30.469	1:24.877	1:23.577	1:23.252	1:23.212	1:23.717	1:23.602	1:23.154	<b>1:22.973</b>	1:23.201
		10	1:23.343	1:23.945	1:23.854	1:23.813					
74	Timothy LARGE (VIC)	1:32.777	1:26.378	<b>1:25.598</b>	1:25.706	1:25.855	1:25.700	1:25.637	1:26.316	1:26.432	1:25.831
		10	1:25.958	1:26.013	1:26.429	1:26.008					
86	Dallas SKEER (SA)	1:31.699	1:24.969	1:23.915	1:23.622	1:23.701	1:23.335	1:23.604	1:23.588	<b>1:23.234</b>	1:23.574
		10	1:23.433	1:23.638	1:23.385	1:23.920					
96	Luke MITCHELL (NSW)	1:33.856	1:26.399	1:25.924	1:25.994	<b>1:25.548</b>	1:26.132	1:25.566	1:25.567	1:25.827	1:25.687
		10	1:26.067	1:25.832	1:26.397	1:25.998					
127	Max STAUFFER (NSW)	1:27.997	1:23.355	1:23.770	1:23.104	1:23.156	1:23.032	1:23.260	<b>1:22.945</b>	1:23.277	1:23.708
		10	1:23.914	1:23.940	1:23.482	1:26.344					
308	John LYTRAS (QLD)	1:30.810	1:24.471	1:24.669	1:23.901	1:23.741	1:23.540	1:24.121	1:24.154	<b>1:23.156</b>	1:23.431
		10	1:24.415	1:23.461	1:23.550	1:23.599					

The results are provisional until the end of the time limit for protests and appeals.

  
 Chief Timekeeper - Scott Lang

  
 Race Director - Tom Williams

  
 Clerk of Course - Paul Hinds



[www.computime.com.au](http://www.computime.com.au)  
 COMPUTIME RACE TIMING SYSTEMS PTY LTD





# Winton Motor Raceway

## Round 2 : March 12 - 14



### AUSTRALIAN SUPERSPORT CHAMPIONSHIP

#### Race 1

Date: 14/03/21  
 Event: R07  
 Weather: Sunny - Temp: 16.2C  
 Track: Dry - Temp: 25.1C

Started at: 10:16:10  
 Laps: 14  
 Starters: 18  
 Printed at: 11:18

#### PROVISIONAL SPLIT TIMES

Lap	Split 1	Split 2	Split 3	Split 4	Lap Time	Spd	Lap	Split 1	Split 2	Split 3	Split 4	Lap Time	Spd
<b>10 Noel MAHON (VIC) (17th)</b>							6	11.610	14.020	29.882	27.331	1:22.843	216
1	18.261	15.318	32.020	28.911	1:34.510	114	7	11.488	13.965	29.845	27.320	1:22.618	215
2	12.409	14.760	31.324	28.664	1:27.157	216	8	11.583	14.073	29.890	27.233	1:22.779	216
3	12.216	14.664	31.527	28.899	1:27.306	215	9	11.496	13.972	29.703	27.324	1:22.495	215
4	12.303	14.802	31.355	28.874	1:27.334	214	10	11.432	14.095	29.826	<b>27.137</b>	1:22.490	216
5	12.226	14.694	31.480	28.786	1:27.186	215	11	11.391	<b>13.947</b>	29.743	27.255	<b>1:22.336</b>	219
6	12.343	14.780	31.641	28.753	1:27.517	213	12	11.496	14.020	29.794	27.153	1:22.463	218
7	12.183	14.714	31.551	28.870	1:27.318	212	13	11.540	14.101	29.937	27.246	1:22.824	221
8	12.281	14.534	31.432	28.920	1:27.167	213	14	<b>11.274</b>	14.004	29.771	28.107	1:23.156	216
9	12.870	14.624	31.728	28.585	1:27.807	212	<b>23 Matthew LONG (TAS) (18th)</b>						
10	12.099	14.690	31.745	28.519	1:27.053	215	1	19.132	16.305	34.054	30.479	1:39.970	22
11	12.132	14.510	31.249	28.977	1:26.868	214	2	13.065	15.917	<b>33.681</b>	30.393	1:33.056	208
12	<b>12.084</b>	<b>14.503</b>	31.574	28.580	1:26.741	211	3	<b>12.799</b>	<b>15.765</b>	33.892	30.467	1:32.923	206
13	12.180	14.757	31.507	28.653	1:27.097	214	4	12.902	15.791	34.129	<b>30.065</b>	1:32.887	206
14	12.112	14.639	<b>31.209</b>	<b>28.500</b>	<b>1:26.460</b>	214	5	12.928	15.820	33.973	30.545	1:33.266	205
<b>12 Joel TAYLOR (NSW) (13th)</b>							6	12.847	15.769	33.685	30.578	1:32.879	207
1	18.043	14.938	31.950	28.490	1:33.421	108	7	12.864	15.832	33.780	30.296	<b>1:32.772</b>	206
2	12.342	14.350	31.313	28.423	1:26.428	216	8	12.889	15.930	33.823	30.563	1:33.205	206
3	12.019	14.317	<b>30.847</b>	28.475	1:25.658	215	9	13.174	16.209	33.973	30.885	1:34.241	205
4	11.926	14.292	30.882	28.238	1:25.338	214	10	13.220	16.063	34.103	30.374	1:33.760	208
5	11.900	14.294	31.546	28.256	1:25.996	215	11	13.003	16.234	34.162	30.808	1:34.207	207
6	11.914	14.268	31.215	28.160	1:25.557	215	12	13.197	16.035	33.975	30.850	1:34.057	206
7	<b>11.846</b>	14.326	31.252	28.268	1:25.692	214	13	13.060	16.057	34.014	31.535	1:34.666	206
8	11.879	<b>14.214</b>	31.104	<b>28.135</b>	<b>1:25.332</b>	213	<b>26 Tom EDWARDS (NSW) (1st)</b>						
9	11.966	14.375	31.032	28.136	1:25.509	212	1	15.654	14.155	29.785	27.626	1:27.220	58
10	11.910	14.293	30.946	28.471	1:25.620	214	2	11.855	14.091	29.933	27.542	1:23.421	219
11	12.098	14.260	30.948	28.196	1:25.502	214	3	11.584	14.167	29.646	27.533	1:22.930	220
12	11.956	14.222	30.957	28.243	1:25.378	214	4	11.602	14.057	29.728	27.386	1:22.773	220
13	11.883	14.593	30.997	28.369	1:25.842	214	5	11.546	14.044	29.777	27.393	1:22.760	220
14	12.081	14.483	31.090	28.541	1:26.195	211	6	11.492	<b>13.927</b>	29.679	27.510	1:22.608	220
<b>17 Broc PEARSON (QLD) (2nd)</b>							7	11.466	14.084	29.746	27.235	1:22.531	220
1	16.379	14.414	30.370	27.519	1:28.682	63	8	11.484	14.031	29.611	27.321	1:22.447	220
2	11.460	14.086	30.053	27.340	1:22.939	217	9	11.545	14.110	29.778	27.794	1:23.227	219
3	11.515	14.213	29.812	27.236	1:22.776	218	10	<b>11.433</b>	14.081	<b>29.552</b>	27.321	<b>1:22.387</b>	219
4	11.451	14.093	29.782	27.274	1:22.600	216	11	11.437	13.959	29.657	27.373	1:22.426	221
5	11.466	13.981	<b>29.680</b>	27.237	1:22.364	216	12	11.513	13.991	29.710	27.323	1:22.537	220

*Scott Laing*  
 Chief Timekeeper - Scott Laing

*Tom Williams*  
 Race Director - Tom Williams

*Paul Hinds*  
 Clerk of Course - Paul Hinds





# Winton Motor Raceway

## Round 2 : March 12 - 14



### AUSTRALIAN SUPERSPORT CHAMPIONSHIP

#### Race 1

Date: 14/03/21  
 Event: R07  
 Weather: Sunny - Temp: 16.2C  
 Track: Dry - Temp: 25.1C

Started at: 10:16:10  
 Laps: 14  
 Starters: 18  
 Printed at: 11:18

#### PROVISIONAL SPLIT TIMES

Lap	Split 1	Split 2	Split 3	Split 4	Lap Time	Spd	Lap	Split 1	Split 2	Split 3	Split 4	Lap Time	Spd
13	11.487	14.077	29.695	<b>27.175</b>	1:22.434	222	3	11.820	14.420	30.274	28.076	1:24.590	213
14	11.479	14.145	29.693	27.265	1:22.582	220	4	11.754	14.334	30.323	27.927	1:24.338	215
<b>28 Jack HYDE (NSW) (11th)</b>							5	11.595	14.296	30.172	27.912	1:23.975	215
1	16.483	14.689	31.060	28.215	1:30.447	98	6	11.608	<b>14.250</b>	30.228	27.915	1:24.001	214
2	19.778	15.731	30.767	28.013	1:34.289	217	7	11.677	14.335	30.212	27.865	1:24.089	215
3	11.737	14.211	<b>30.214</b>	28.447	1:24.609	216	8	11.654	14.342	30.154	27.765	1:23.915	215
4	11.988	14.339	30.566	27.792	1:24.685	217	9	11.682	14.262	<b>30.005</b>	<b>27.658</b>	<b>1:23.607</b>	213
5	11.676	14.288	30.225	27.837	1:24.026	217	10	<b>11.588</b>	14.339	30.272	27.948	1:24.147	214
6	11.737	14.515	30.669	27.809	1:24.730	218	11	11.860	14.472	31.509	27.974	1:25.815	213
7	11.670	14.320	31.384	28.131	1:25.505	218	12	11.830	14.332	30.346	28.100	1:24.608	213
8	12.428	14.269	30.943	28.118	1:25.758	219	13	11.720	14.430	30.469	28.046	1:24.665	215
9	11.690	14.218	30.961	28.073	1:24.942	219	14	11.839	14.461	30.481	28.110	1:24.891	213
10	11.708	<b>14.114</b>	30.240	27.743	1:23.805	219	<b>44 Tom BRAMICH (VIC) (6th)</b>						
11	11.750	14.331	30.347	27.638	1:24.066	218	1	16.191	14.484	30.765	27.857	1:29.297	77
12	11.581	14.225	30.412	27.950	1:24.168	220	2	11.706	14.332	30.290	27.567	1:23.895	221
13	11.592	14.204	30.224	<b>27.493</b>	<b>1:23.513</b>	217	3	11.646	<b>14.055</b>	30.110	27.733	1:23.544	220
14	<b>11.546</b>	14.309	30.337	27.756	1:23.948	216	4	11.585	14.087	30.006	27.533	<b>1:23.211</b>	220
<b>39 Scott NICHOLSON (VIC) (3rd)</b>							5	11.554	14.119	<b>29.968</b>	27.657	1:23.298	220
1	17.063	14.321	30.480	27.692	1:29.556	82	6	<b>11.528</b>	14.097	30.166	27.493	1:23.284	219
2	11.498	13.985	30.220	27.729	1:23.432	222	7	11.781	14.146	30.262	27.503	1:23.692	219
3	11.640	13.964	30.269	27.444	1:23.317	216	8	11.623	14.219	30.081	27.625	1:23.548	219
4	11.557	14.006	30.117	27.392	1:23.072	218	9	11.589	14.105	30.218	<b>27.422</b>	1:23.334	218
5	11.489	13.915	<b>30.013</b>	27.398	<b>1:22.815</b>	218	10	11.533	14.085	30.523	27.825	1:23.966	218
6	<b>11.473</b>	14.021	30.172	27.341	1:23.007	218	11	11.620	14.270	30.403	27.682	1:23.975	219
7	11.540	13.954	30.209	27.540	1:23.243	219	12	11.687	14.285	30.316	27.888	1:24.176	219
8	11.481	13.972	30.144	27.367	1:22.964	218	13	11.689	14.245	30.239	27.721	1:23.894	220
9	11.546	<b>13.853</b>	30.286	27.430	1:23.115	218	14	11.694	14.339	30.800	27.760	1:24.593	217
10	11.608	13.960	30.604	<b>27.278</b>	1:23.450	218	<b>46 Aidan HAYES (NSW) (10th)</b>						
11	11.560	14.185	30.251	27.783	1:23.779	220	1	17.469	14.633	31.357	28.167	1:31.626	101
12	11.702	14.276	30.262	27.444	1:23.684	220	2	17.032	15.054	30.687	28.032	1:30.805	219
13	11.685	14.116	30.651	27.410	1:23.862	219	3	11.946	14.301	30.856	27.754	1:24.857	217
14	11.605	14.202	30.210	27.680	1:23.697	219	4	11.633	14.294	30.347	27.635	1:23.909	217
<b>42 Jack PASSFIELD (NSW) (9th)</b>							5	11.752	14.311	31.142	28.032	1:25.237	217
1	17.418	14.900	30.819	28.202	1:31.339	100	6	11.926	14.270	30.261	27.678	1:24.135	216
2	12.619	14.713	30.732	27.934	1:25.998	218	7	11.695	14.295	30.888	27.838	1:24.716	215
							8	11.891	14.222	30.670	27.847	1:24.630	217

*Scott Laing*  
 Chief Timekeeper - Scott Laing

*Tom Williams*  
 Race Director - Tom Williams

*Paul Hinds*  
 Clerk of Course - Paul Hinds





# Winton Motor Raceway

## Round 2 : March 12 - 14



### AUSTRALIAN SUPERSPORT CHAMPIONSHIP

#### Race 1

Date: 14/03/21  
 Event: R07  
 Weather: Sunny - Temp: 16.2C  
 Track: Dry - Temp: 25.1C

Started at: 10:16:10  
 Laps: 14  
 Starters: 18  
 Printed at: 11:18

#### PROVISIONAL SPLIT TIMES

Lap	Split 1	Split 2	Split 3	Split 4	Lap Time	Spd	Lap	Split 1	Split 2	Split 3	Split 4	Lap Time	Spd
9	11.906	<b>14.193</b>	<b>30.155</b>	<b>27.608</b>	<b>1:23.862</b>	216	68 Luke POWER (VIC) (5th)						
10	12.239	14.557	30.636	27.824	1:25.256	215	1	16.928	14.607	31.035	27.899	1:30.469	89
11	11.972	14.331	30.600	27.953	1:24.856	216	2	12.666	14.011	30.463	27.737	1:24.877	221
12	11.767	14.292	30.692	28.013	1:24.764	216	3	11.817	13.965	30.202	27.593	1:23.577	221
13	<b>11.628</b>	14.220	30.537	27.867	1:24.252	216	4	11.744	13.986	30.077	27.445	1:23.252	219
14	11.782	14.402	30.801	28.074	1:25.059	214	5	11.662	14.063	30.057	27.430	1:23.212	218
							6	11.734	14.188	30.123	27.672	1:23.717	217
							7	11.726	13.991	30.159	27.726	1:23.602	216
58 Mitchell KUHNE (QLD) (16th)							8	11.663	13.959	30.065	27.467	1:23.154	218
1	18.506	15.288	32.152	28.886	1:34.832	20	9	11.623	<b>13.899</b>	<b>29.943</b>	27.508	<b>1:22.973</b>	216
2	12.325	14.881	31.410	28.670	1:27.286	217	10	<b>11.569</b>	13.933	30.154	27.545	1:23.201	218
3	12.126	14.775	31.508	28.806	1:27.215	215	11	11.820	13.988	30.087	27.448	1:23.343	219
4	12.318	14.921	31.451	28.721	1:27.411	213	12	11.700	14.053	30.467	27.725	1:23.945	220
5	12.104	14.806	31.587	28.774	1:27.271	216	13	11.760	14.263	30.265	27.566	1:23.854	220
6	12.197	14.841	31.416	28.757	1:27.211	213	14	11.751	14.340	30.345	<b>27.377</b>	1:23.813	216
7	12.210	14.855	31.428	28.977	1:27.470	214							
8	12.116	14.760	<b>31.154</b>	28.911	1:26.941	213	74 Timothy LARGE (VIC) (14th)						
9	12.398	14.658	31.482	<b>28.321</b>	1:26.859	215	1	17.734	15.078	31.535	28.430	1:32.777	109
10	12.035	14.891	31.779	28.338	1:27.043	214	2	12.323	14.839	31.103	28.113	1:26.378	218
11	12.021	14.768	31.492	28.615	1:26.896	213	3	12.054	14.399	<b>30.896</b>	28.249	<b>1:25.598</b>	217
12	<b>11.995</b>	<b>14.563</b>	31.486	28.540	<b>1:26.584</b>	213	4	11.899	14.502	31.109	28.196	1:25.706	216
13	12.158	14.660	32.156	28.579	1:27.553	212	5	11.947	14.506	31.110	28.292	1:25.855	217
14	12.059	14.775	31.327	28.498	1:26.659	212	6	11.895	14.709	31.122	<b>27.974</b>	1:25.700	216
							7	11.959	14.450	31.242	27.986	1:25.637	215
61 Rhys BELLING (VIC) (12th)							8	11.918	14.436	31.766	28.196	1:26.316	216
1	18.149	14.898	31.646	28.413	1:33.106	104	9	12.304	14.441	31.423	28.264	1:26.432	216
2	11.949	14.689	30.950	28.044	1:25.632	217	10	<b>11.864</b>	14.346	31.082	28.539	1:25.831	217
3	11.677	14.376	30.620	28.238	1:24.911	216	11	11.960	<b>14.340</b>	31.370	28.288	1:25.958	218
4	11.694	14.337	30.917	<b>27.995</b>	1:24.943	216	12	11.896	14.405	31.514	28.198	1:26.013	216
5	<b>11.654</b>	14.435	31.399	28.294	1:25.782	216	13	11.867	14.453	31.658	28.451	1:26.429	216
6	11.962	14.542	31.088	28.171	1:25.763	214	14	11.901	14.476	31.384	28.247	1:26.008	215
7	11.835	14.315	30.870	28.008	1:25.028	213							
8	11.826	14.296	<b>30.548</b>	28.013	<b>1:24.683</b>	215	86 Dallas SKEER (SA) (7th)						
9	12.021	14.415	30.794	28.222	1:25.452	214	1	17.528	14.818	31.283	28.070	1:31.699	86
10	11.822	14.563	31.065	28.692	1:26.142	215	2	12.403	14.363	30.553	27.650	1:24.969	223
11	11.828	14.303	31.147	28.090	1:25.368	214	3	11.664	14.186	30.384	27.681	1:23.915	216
12	11.829	<b>14.239</b>	30.874	28.655	1:25.597	216	4	11.668	14.182	30.271	27.501	1:23.622	218
13	11.713	14.378	30.941	28.169	1:25.201	216	5	11.670	14.255	30.310	27.466	1:23.701	219
14	11.987	14.637	31.233	28.611	1:26.468	213							

*Scott Laing*  
 Chief Timekeeper - Scott Laing

*Tom Williams*  
 Race Director - Tom Williams

*Paul Hinds*  
 Clerk of Course - Paul Hinds





# Winton Motor Raceway

## Round 2 : March 12 - 14



### AUSTRALIAN SUPERSPORT CHAMPIONSHIP

#### Race 1

Date: 14/03/21  
 Event: R07  
 Weather: Sunny - Temp: 16.2C  
 Track: Dry - Temp: 25.1C


Started at: 10:16:10  
 Laps: 14  
 Starters: 18  
 Printed at: 11:18


#### PROVISIONAL SPLIT TIMES

Lap	Split 1	Split 2	Split 3	Split 4	Lap Time	Spd	Lap	Split 1	Split 2	Split 3	Split 4	Lap Time	Spd
6	11.554	14.134	<b>30.226</b>	27.421	1:23.335	219	4	11.550	<b>14.061</b>	30.188	27.305	1:23.104	223
7	11.863	<b>14.016</b>	30.304	27.421	1:23.604	220	5	11.537	14.129	30.142	27.348	1:23.156	222
8	11.579	14.208	30.370	27.431	1:23.588	216	6	11.631	14.119	<b>30.117</b>	27.165	1:23.032	222
9	11.571	14.093	30.282	<b>27.288</b>	<b>1:23.234</b>	215	7	11.766	14.094	30.236	27.164	1:23.260	221
10	<b>11.481</b>	14.129	30.425	27.539	1:23.574	216	8	<b>11.514</b>	14.075	30.266	27.090	<b>1:22.945</b>	222
11	11.556	14.123	30.353	27.401	1:23.433	219	9	11.721	14.112	30.418	<b>27.026</b>	1:23.277	220
12	11.634	14.129	30.272	27.603	1:23.638	216	10	11.798	14.258	30.394	27.258	1:23.708	221
13	11.564	14.145	30.371	27.305	1:23.385	217	11	11.752	14.461	30.352	27.349	1:23.914	222
14	11.559	14.335	30.406	27.620	1:23.920	215	12	11.862	14.450	30.362	27.266	1:23.940	222
							13	11.560	14.141	30.532	27.249	1:23.482	225
							14	13.336	14.747	30.702	27.559	1:26.344	221
<b>96 Luke MITCHELL (NSW) (15th)</b>													
1	18.207	15.126	31.935	28.588	1:33.856	114							
2	12.293	14.526	31.102	28.478	1:26.399	218							
3	12.048	14.606	31.074	28.196	1:25.924	216							
4	11.865	14.587	31.395	28.147	1:25.994	216							
5	11.866	14.503	31.054	<b>28.125</b>	<b>1:25.548</b>	217							
6	11.870	14.566	31.389	28.307	1:26.132	215							
7	11.843	14.530	<b>30.980</b>	28.213	1:25.566	215							
8	11.868	14.504	31.027	28.168	1:25.567	215							
9	11.872	14.510	31.068	28.377	1:25.827	215							
10	<b>11.796</b>	<b>14.465</b>	30.988	28.438	1:25.687	216							
11	12.010	14.492	31.189	28.376	1:26.067	217							
12	11.842	14.530	31.239	28.221	1:25.832	216							
13	11.951	14.474	31.522	28.450	1:26.397	214							
14	11.889	14.735	31.170	28.204	1:25.998	216							
<b>127 Max STAUFFER (NSW) (4th)</b>													
1	16.196	14.186	30.227	27.388	1:27.997	70							
2	11.704	14.073	30.227	27.351	1:23.355	223							
3	11.698	14.522	30.216	27.334	1:23.770	222							
<b>308 John LYTRAS (QLD) (8th)</b>													
1	16.658	14.741	31.336	28.075	1:30.810	96							
2	11.859	14.418	30.343	27.851	1:24.471	223							
3	12.263	14.302	30.281	27.823	1:24.669	218							
4	11.894	14.214	30.269	27.524	1:23.901	219							
5	11.905	14.286	<b>30.011</b>	27.539	1:23.741	219							
6	11.719	<b>14.144</b>	30.105	27.572	1:23.540	217							
7	12.088	14.253	30.252	27.528	1:24.121	218							
8	11.812	14.380	30.338	27.624	1:24.154	219							
9	<b>11.609</b>	14.194	30.023	<b>27.330</b>	<b>1:23.156</b>	218							
10	11.626	14.203	30.183	27.419	1:23.431	218							
11	12.445	14.338	30.194	27.438	1:24.415	221							
12	11.667	14.204	30.259	27.331	1:23.461	218							
13	11.610	14.174	30.416	27.350	1:23.550	220							
14	11.622	14.290	30.193	27.494	1:23.599	217							

The results are provisional until the end of the time limit for protests and appeals.

  
 Chief Timekeeper - Scott Laing

  
 Race Director - Tom Williams

  
 Clerk of Course - Paul Hinds



[www.computime.com.au](http://www.computime.com.au)  
 COMPUTIME RACE TIMING SYSTEMS PTY LTD





**Winton Motor Raceway**  
**Round 2 : March 12 - 14**



ASBK.COM.AU f t i y

**AUSTRALIAN SUPERSPORT CHAMPIONSHIP**

**Race 1**

Date: 14/03/21  
 Event: R07  
 Weather: Sunny - Temp: 16.2C  
 Track: Dry - Temp: 25.1C

Started at: 10:16:10  
 Laps: 14  
 Starters: 18  
 Printed at: 11:18

**PROVISIONAL FASTEST LAPS SEQUENCE**

Lap	Race Pos	No	Name	Machine	Fastest Lap	On Lap
1	1	26	Tom EDWARDS (NSW)	Yamaha YZF-R6	1:27.220	1
2	1	26	Tom EDWARDS (NSW)	Yamaha YZF-R6	1:23.421	2
2	2	127	Max STAUFFER (NSW)	Yamaha YZF-R6	1:23.355	2
2	3	17	Broc PEARSON (QLD)	Yamaha YZF-R6	1:22.939	2
3	1	26	Tom EDWARDS (NSW)	Yamaha YZF-R6	1:22.930	3
3	2	17	Broc PEARSON (QLD)	Yamaha YZF-R6	1:22.776	3
4	1	26	Tom EDWARDS (NSW)	Yamaha YZF-R6	1:22.773	4
4	2	17	Broc PEARSON (QLD)	Yamaha YZF-R6	1:22.600	4
5	2	17	Broc PEARSON (QLD)	Yamaha YZF-R6	1:22.364	5
11	2	17	Broc PEARSON (QLD)	Yamaha YZF-R6	1:22.336	11

The results are provisional until the end of the time limit for protests and appeals.

*Scott Lang*  
 Chief Timekeeper - Scott Lang

*Tom Williams*  
 Race Director - Tom Williams

*Paul Hinds*  
 Clerk of Course - Paul Hinds



[www.computime.com.au](http://www.computime.com.au)  
**COMPUTIME RACE TIMING SYSTEMS PTY LTD**





# Winton Motor Raceway

## Round 2 : March 12 - 14



### AUSTRALIAN SUPERSPORT CHAMPIONSHIP

#### Race 1

Date: 14/03/21  
 Event: R07  
 Weather: Sunny - Temp: 16.2C  
 Track: Dry - Temp: 25.1C

Started at: 10:16:10  
 Laps: 14  
 Starters: 18  
 Printed at: 11:18

#### PROVISIONAL LAP SHEET

No	Lap Time	Gap	No	Lap Time	Gap	No	Lap Time	Gap	No	Lap Time	Gap	No	Lap Time	Gap
<b>Lap 1</b>			28	1:34.289	14.095	28	1:24.685	17.686	12	1:25.557	20.686	46	1:24.630	23.225
26	1:27.220		23	1:33.056	22.385	10	1:27.334	19.963	28	1:24.730	21.074	12	1:25.332	26.732
127	1:27.997	.777	<b>Lap 3</b>			58	1:27.411	20.400	96	1:26.132	22.141	74	1:26.316	27.277
17	1:28.682	1.462	26	1:22.930		23	1:32.887	42.492	10	1:27.517	29.298	28	1:25.758	27.359
44	1:29.297	2.077	17	1:22.776	.826	<b>Lap 5</b>			58	1:27.211	29.514	96	1:25.567	28.296
39	1:29.556	2.336	127	1:23.770	1.551	26	1:22.760		23	1:32.879	1:03.269	10	1:27.167	38.805
28	1:30.447	3.227	39	1:23.317	2.734	17	1:22.364	.257	<b>Lap 7</b>			58	1:26.941	38.947
68	1:30.469	3.249	44	1:23.544	3.165	127	1:23.156	2.278	26	1:22.531		<b>Lap 9</b>		
308	1:30.810	3.590	68	1:23.577	5.352	39	1:22.815	3.088	17	1:22.618	.579	26	1:23.227	
42	1:31.339	4.119	308	1:24.669	6.379	44	1:23.298	4.141	127	1:23.260	3.431	17	1:22.495	.179
46	1:31.626	4.406	86	1:23.915	7.012	68	1:23.212	6.283	39	1:23.243	4.199	23	1:33.205	1 lap
86	1:31.699	4.479	42	1:24.590	8.356	308	1:23.741	8.488	44	1:23.692	5.978	127	1:23.277	3.979
74	1:32.777	5.557	61	1:24.911	10.078	86	1:23.701	8.802	68	1:23.602	8.463	39	1:23.115	4.604
61	1:33.106	5.886	74	1:25.598	11.182	42	1:23.975	11.136	86	1:23.604	10.602	44	1:23.334	7.186
12	1:33.421	6.201	12	1:25.658	11.936	61	1:25.782	15.270	308	1:24.121	11.010	68	1:22.973	8.916
96	1:33.856	6.636	96	1:25.924	12.608	74	1:25.855	17.210	42	1:24.089	14.087	86	1:23.234	11.750
10	1:34.510	7.290	46	1:24.857	13.717	46	1:25.237	17.330	61	1:25.028	20.922	308	1:23.156	12.646
58	1:34.832	7.612	10	1:27.306	15.402	12	1:25.996	17.737	46	1:24.716	21.042	42	1:23.607	15.935
23	1:39.970	12.750	58	1:27.215	15.762	96	1:25.548	18.617	74	1:25.637	23.408	46	1:23.862	23.860
<b>Lap 2</b>			28	1:24.609	15.774	28	1:24.026	18.952	12	1:25.692	23.847	61	1:25.452	25.383
26	1:23.421		23	1:32.923	32.378	10	1:27.186	24.389	28	1:25.505	24.048	12	1:25.509	29.014
127	1:23.355	.711	<b>Lap 4</b>			58	1:27.271	24.911	96	1:25.566	25.176	28	1:24.942	29.074
17	1:22.939	.980	26	1:22.773		23	1:33.266	52.998	10	1:27.318	34.085	74	1:26.432	30.482
39	1:23.432	2.347	17	1:22.600	.653	<b>Lap 6</b>			58	1:27.470	34.453	96	1:25.827	30.896
44	1:23.895	2.551	127	1:23.104	1.882	26	1:22.608		23	1:32.772	1:13.510	58	1:26.859	42.579
308	1:24.471	4.640	39	1:23.072	3.033	17	1:22.843	.492	<b>Lap 8</b>			10	1:27.807	43.385
68	1:24.877	4.705	44	1:23.211	3.603	127	1:23.032	2.702	26	1:22.447		<b>Lap 10</b>		
86	1:24.969	6.027	68	1:23.252	5.831	39	1:23.007	3.487	17	1:22.779	.911	26	1:22.387	
42	1:25.998	6.696	308	1:23.901	7.507	44	1:23.284	4.817	127	1:22.945	3.929	17	1:22.490	.282
61	1:25.632	8.097	86	1:23.622	7.861	68	1:23.717	7.392	39	1:22.964	4.716	127	1:23.708	5.300
74	1:26.378	8.514	42	1:24.338	9.921	308	1:23.540	9.420	44	1:23.548	7.079	39	1:23.450	5.667
12	1:26.428	9.208	61	1:24.943	12.248	86	1:23.335	9.529	68	1:23.154	9.170	44	1:23.966	8.765
96	1:26.399	9.614	74	1:25.706	14.115	42	1:24.001	12.529	86	1:23.588	11.743	68	1:23.201	9.730
10	1:27.157	11.026	12	1:25.338	14.501	61	1:25.763	18.425	308	1:24.154	12.717	23	1:34.241	1 lap
58	1:27.286	11.477	46	1:23.909	14.853	46	1:24.135	18.857	42	1:23.915	15.555	86	1:23.574	12.937
46	1:30.805	11.790	96	1:25.994	15.829	74	1:25.700	20.302	61	1:24.683	23.158	308	1:23.431	13.690

*Scott Laing*  
 Chief Timekeeper - Scott Laing

*Tom Williams*  
 Race Director - Tom Williams

*Paul Hinds*  
 Clerk of Course - Paul Hinds







# Winton Motor Raceway

## Round 2 : March 12 - 14



### AUSTRALIAN SUPERSPORT CHAMPIONSHIP

#### Race 1

Date: 14/03/21  
 Event: R07  
 Weather: Sunny - Temp: 16.2C  
 Track: Dry - Temp: 25.1C


Started at: 10:16:10  
 Laps: 14  
 Starters: 18  
 Printed at: 11:18


### PROVISIONAL LAP SHEET

No	Lap Time	Gap	No	Lap Time	Gap	No	Lap Time	Gap
42	1:24.147	17.695	308	1:23.461	16.603	44	1:24.593	15.424
46	1:25.256	26.729	42	1:24.608	23.155	86	1:23.920	17.334
61	1:26.142	29.138	46	1:24.764	31.386	308	1:23.599	18.736
28	1:23.805	30.492	28	1:24.168	33.763	42	1:24.891	27.695
12	1:25.620	32.247	61	1:25.597	35.140	46	1:25.059	35.681
74	1:25.831	33.926	23	1:34.207	1 lap	28	1:23.948	36.208
96	1:25.687	34.196	12	1:25.378	38.164	61	1:26.468	41.793
58	1:27.043	47.235	74	1:26.013	40.934	12	1:26.195	45.185
10	1:27.053	48.051	96	1:25.832	41.132	74	1:26.008	48.355
<b>Lap 11</b>			58	1:26.584	55.752	96	1:25.998	48.511
26	1:22.426		10	1:26.741	56.697	23	1:34.666	1 lap
17	1:22.336	.192	<b>Lap 13</b>			58	1:26.659	1:04.948
127	1:23.914	6.788	26	1:22.434		10	1:26.460	1:05.238
39	1:23.779	7.020	17	1:22.824	.508			
44	1:23.975	10.314	127	1:23.482	9.239			
68	1:23.343	10.647	39	1:23.862	9.595			
86	1:23.433	13.944	44	1:23.894	13.413			
308	1:24.415	15.679	68	1:23.854	13.475			
42	1:25.815	21.084	86	1:23.385	15.996			
23	1:33.760	1 lap	308	1:23.550	17.719			
46	1:24.856	29.159	42	1:24.665	25.386			
61	1:25.368	32.080	46	1:24.252	33.204			
28	1:24.066	32.132	28	1:23.513	34.842			
12	1:25.502	35.323	61	1:25.201	37.907			
74	1:25.958	37.458	12	1:25.842	41.572			
96	1:26.067	37.837	74	1:26.429	44.929			
58	1:26.896	51.705	96	1:26.397	45.095			
10	1:26.868	52.493	23	1:34.057	1 lap			
<b>Lap 12</b>			58	1:27.553	1:00.871			
26	1:22.537		10	1:27.097	1:01.360			
17	1:22.463	.118	<b>Lap 14</b>					
39	1:23.684	8.167	26	1:22.582				
127	1:23.940	8.191	17	1:23.156	1.082			
44	1:24.176	11.953	39	1:23.697	10.710			
68	1:23.945	12.055	127	1:26.344	13.001			
86	1:23.638	15.045	68	1:23.813	14.706			

The results are provisional until the end of the time limit for protests and appeals.

  
 Chief Timekeeper - Scott Laing

  
 Race Director - Tom Williams

  
 Clerk of Course - Paul Hinds



[www.computime.com.au](http://www.computime.com.au)  
 COMPUTIME RACE TIMING SYSTEMS PTY LTD





# Winton Motor Raceway

## Round 2 : March 12 - 14



### AUSTRALIAN SUPERSPORT CHAMPIONSHIP

#### Race 1


Date: 14/03/21  
 Event: R07  
 Weather: Sunny - Temp: 16.2C  
 Track: Dry - Temp: 25.1C

Started at: 10:16:10  
 Laps: 14  
 Starters: 18  
 Printed at: 11:18


### PROVISIONAL LAP CHART

Name	Grid	1	2	3	4	5	6	7	8	9	10	11	12	13	14	Name
T. EDWARDS	26	26	26	26	26	26	26	26	26	26	26	26	26	26	26	T. EDWARDS
B. PEARSON	17	127	127	17	17	17	17	17	17	17	17	17	17	17	17	B. PEARSON
M. STAUFFER	127	17	17	127	127	127	127	127	127	127	127	127	39	127	39	S. NICHOLSON
T. BRAMICH	44	44	39	39	39	39	39	39	39	39	39	39	127	39	127	M. STAUFFER
T. LYNCH	85	39	44	44	44	44	44	44	44	44	44	44	44	44	68	L. POWER
S. NICHOLSON	39	28	308	68	68	68	68	68	68	68	68	68	68	68	44	T. BRAMICH
D. SKEER	86	68	68	308	308	308	308	86	86	86	86	86	86	86	86	D. SKEER
L. POWER	68	308	86	86	86	86	86	308	308	308	308	308	308	308	308	J. LYTRAS
J. LYTRAS	308	42	42	42	42	42	42	42	42	42	42	42	42	42	42	J. PASSFIELD
J. HYDE	28	46	61	61	61	61	61	61	61	46	46	46	46	46	46	A. HAYES
J. PASSFIELD	42	86	74	74	74	74	46	46	46	61	61	61	28	28	28	J. HYDE
A. HAYES	46	74	12	12	12	46	74	74	12	12	28	28	61	61	61	R. BELLING
R. BELLING	61	61	96	96	46	12	12	12	74	28	12	12	12	12	12	J. TAYLOR
T. LARGE	74	12	10	46	96	96	28	28	28	74	74	74	74	74	74	T. LARGE
J. TAYLOR	12	96	58	10	28	28	96	96	96	96	96	96	96	96	96	L. MITCHELL
L. MITCHELL	96	10	46	58	10	10	10	10	10	58	58	58	58	58	58	M. KUHNE
N. MAHON	10	58	28	28	58	58	58	58	58	10	10	10	10	10	10	N. MAHON
M. KUHNE	58	23	23	23	23	23	23	23	23	23	23	23	23	23	23	
M. LONG	23															

The results are provisional until the end of the time limit for protests and appeals.

  
 Chief Timekeeper - Scott Lang

  
 Race Director - Tom Williams

  
 Clerk of Course - Paul Hinds



[www.computime.com.au](http://www.computime.com.au)  
 COMPUTIME RACE TIMING SYSTEMS PTY LTD





# Winton Motor Raceway

## Round 2 : March 12 - 14



### AUSTRALIAN SUPERSPORT CHAMPIONSHIP

#### Race 1

Date: 14/03/21  
 Event: R07  
 Weather: Sunny - Temp: 16.2C  
 Track: Dry - Temp: 25.1C

Started at: 10:16:10  
 Laps: 14  
 Starters: 18  
 Printed at: 11:18

#### PROVISIONAL BEST PARTIAL TIMES

Pos	Split 1		Split 2		Split 3		Split 4		LAP		Ideal	Fastest
	Name	Time	Name	Time	Name	Time	Name	Time	Name			
1	B. PEARSON	11.274	S. NICHOLSO	13.853	T. EDWARDS	29.552	M. STAUFFER	27.026	<b>B. PEARSON</b>	<b>1:22.038</b>	1:22.336	
2	T. EDWARDS	11.433	L. POWER	13.899	B. PEARSON	29.680	B. PEARSON	27.137	<b>T. EDWARDS</b>	<b>1:22.087</b>	1:22.387	
3	S. NICHOLSO	11.473	T. EDWARDS	13.927	L. POWER	29.943	T. EDWARDS	27.175	<b>S. NICHOLSO</b>	<b>1:22.617</b>	1:22.815	
4	D. SKEER	11.481	B. PEARSON	13.947	T. BRAMICH	29.968	S. NICHOLSO	27.278	<b>M. STAUFFER</b>	<b>1:22.718</b>	1:22.945	
5	M. STAUFFER	11.514	D. SKEER	14.016	J. PASSFIELD	30.005	D. SKEER	27.288	<b>L. POWER</b>	<b>1:22.788</b>	1:22.973	
6	T. BRAMICH	11.528	T. BRAMICH	14.055	J. LYTRAS	30.011	J. LYTRAS	27.330	<b>T. BRAMICH</b>	<b>1:22.973</b>	1:23.211	
7	J. HYDE	11.546	M. STAUFFER	14.061	S. NICHOLSO	30.013	L. POWER	27.377	<b>D. SKEER</b>	<b>1:23.011</b>	1:23.234	
8	L. POWER	11.569	J. HYDE	14.114	M. STAUFFER	30.117	T. BRAMICH	27.422	<b>J. LYTRAS</b>	<b>1:23.094</b>	1:23.156	
9	J. PASSFIELD	11.588	J. LYTRAS	14.144	A. HAYES	30.155	J. HYDE	27.493	<b>J. HYDE</b>	<b>1:23.367</b>	1:23.513	
10	J. LYTRAS	11.609	A. HAYES	14.193	J. HYDE	30.214	A. HAYES	27.608	<b>J. PASSFIELD</b>	<b>1:23.501</b>	1:23.607	
11	A. HAYES	11.628	J. TAYLOR	14.214	D. SKEER	30.226	J. PASSFIELD	27.658	<b>A. HAYES</b>	<b>1:23.584</b>	1:23.862	
12	R. BELLING	11.654	R. BELLING	14.239	R. BELLING	30.548	T. LARGE	27.974	<b>R. BELLING</b>	<b>1:24.436</b>	1:24.683	
13	L. MITCHELL	11.796	J. PASSFIELD	14.250	J. TAYLOR	30.847	R. BELLING	27.995	<b>J. TAYLOR</b>	<b>1:25.042</b>	1:25.332	
14	J. TAYLOR	11.846	T. LARGE	14.340	T. LARGE	30.896	L. MITCHELL	28.125	<b>T. LARGE</b>	<b>1:25.074</b>	1:25.598	
15	T. LARGE	11.864	L. MITCHELL	14.465	L. MITCHELL	30.980	J. TAYLOR	28.135	<b>L. MITCHELL</b>	<b>1:25.366</b>	1:25.548	
16	M. KUHNE	11.995	N. MAHON	14.503	M. KUHNE	31.154	M. KUHNE	28.321	<b>M. KUHNE</b>	<b>1:26.033</b>	1:26.584	
17	N. MAHON	12.084	M. KUHNE	14.563	N. MAHON	31.209	N. MAHON	28.500	<b>N. MAHON</b>	<b>1:26.296</b>	1:26.460	
18	M. LONG	12.799	M. LONG	15.765	M. LONG	33.681	M. LONG	30.065	<b>M. LONG</b>	<b>1:32.310</b>	1:32.772	

The results are provisional until the end of the time limit for protests and appeals.

*Scott Lang*  
 Chief Timekeeper - Scott Lang

*Tom Williams*  
 Race Director - Tom Williams

*Paul Hinds*  
 Clerk of Course - Paul Hinds



[www.computime.com.au](http://www.computime.com.au)  
 COMPUTIME RACE TIMING SYSTEMS PTY LTD





# Winton Motor Raceway

## Round 2 : March 12 - 14



ASBK.COM.AU

### AUSTRALIAN SUPERSPORT CHAMPIONSHIP

#### Race 1

Date: 14/03/21  
Event: R07  
Weather: Sunny - Temp: 16.2C  
Track: Dry - Temp: 25.1C

Started at: 10:16:10  
Laps: 14  
Starters: 18  
Printed at: 11:18

### PROVISIONAL RACE INFORMATION

Time	Description
10:05:06	SIGHTING LAP STARTED / PIT EXIT OPEN FOR 3 MINS - CLOSES 10:08am
10:07:47	PIT EXIT CLOSED / BIKES ON GRID / WARM UP LAP AT 10:14am
10:12:30	Track temps : Finish - 24.8 / Int 1 - 24.9 / Int 2 - 23.2 / Int 3 - 22.8
10:13:55	WARM UP LAP STARTED
10:16:10	Event Start
10:18:33	NO JUMP STARTS
10:22:22	NEW LAP RECORD - Prev - 1:22.806 - T. Collins - 2017
10:35:33	Chequered Flag
10:38:29	Event Finish

The results are provisional until the end of the time limit for protests and appeals.

Chief Timekeeper - Scott Lang

Race Director - Tom Williams

Clerk of Course - Paul Hinds



[www.computime.com.au](http://www.computime.com.au)  
COMPUTIME RACE TIMING SYSTEMS PTY LTD

